

Structural stability of Cubic Ti₂AlV and Tetragonal TiAl₂V using First Principle Calculations

D.M. Tshwane and R. Modiba

Future Production: Manufacturing, Advanced Materials Engineering, CSIR, PO Box 395, Pretoria, 0001, South Africa

E-mail: DTshwane@csir.co.za

Abstract. TiAlV intermetallic alloys are used as key functional materials in various industries due to their superior properties. However, our understanding of their structural phase stabilities is still limited and remains confined. In this work density functional theory approach was employed to investigate the structural and electronic stability of cubic Ti₂AlV and tetragonal TiAl₂V phases. The stabilities of these structures were determined by calculating the heats of formation and electronic properties. The calculated heats of formation values revealed that both phases are thermodynamically stable since $\Delta H_f < 0$. Moreover, it was found that the TiAl₂V structure is energetically more stable than Ti₂AlV. Also, the partial density of states was studied to investigate the electronic properties.

1. Introduction

Ti-Al-V-based alloys are widely employed in biomedical, aerospace, automotive, space, and other important industries. This is due to its low density, high strength, and good corrosion resistance requirements [1, 2]. Many investigations have shown that heat treatment would promote microstructures of Ti-Al-V alloys, allowing for superior mechanical properties. A better understanding of the structure and morphology of precipitate can further improve the strength of alloys [3]. These alloys are available in binary AB and ternary A₂BC stoichiometric compositions. Deviations from the stoichiometric composition are accommodated by vacancies on the various sublattice sites and/or antisites [4].

The effect of structural qualities, however, varies. As a result, it is vital to investigate the intrinsic properties of each phase as well as their impact. Banerjee *et al.* [5] investigated the chemical compositions and microstructures measured across the Ti₈Al_xV grade. They reported that the volume fraction of the alpha phase decreased with an increase in the V content, and the volume fraction of the beta phase increased. Furthermore, the microstructure and mechanical properties of Ti-Al-V powder have been investigated. It has been reported that the microstructure of equiaxed to columnar grains varies. Moreover, as the mass content of Al increases, the beta grain size decreases [6].

Pathak *et al.* [7] used first principles calculation to study the site occupancy of the B2 phase in Ti₂AlX (X= V, Cr, Fe, Mo, Ta, Nb, Zr, Hf and Re) intermetallic. According to their findings, all the alloys were found to be thermodynamically stable, and the formation energy results indicated that the B2 phase is the most stable. Wan *et al.* [8] studied the structural and electronic properties of second phases and solid solutions in Ti-xAl-yV alloys using First Principle calculations. The formation enthalpy for the alpha and beta phases was found to be -0.295 and 62.786 eV/atom, respectively. Therefore, it was stated that the alpha phase has greater structural and formation stability than the beta phase due to its lower formation enthalpy. This indicated that the Ti-Al-V α phase has the strongest alloying ability and

structural stability. The structural phase is one of the most important measures for controlling the properties of a material and causing a significant change in performance. As a result, it is necessary to investigate the properties of various phases.

In the present study, the structural and electronic properties of the cubic (Ti₂AlV) and tetragonal (TiAl₂V) crystals were investigated using density functional theory calculations. To characterize the structures, the heats of formation and electronic properties of the two phases were calculated. The current findings will provide theoretical insight into the thermodynamic comparison of the Ti₂AlV and TiAl₂V compositions.

2. Computational Setup

Cambridge Series Total Energy Package (CASTEP) code [9], as implemented in Material Studio software, was used for all density functional theory calculations [10, 11]. To calculate the geometry optimization, a generalized gradient approximation with the Perdew-Burke-Ernzerhof (PBE) exchange-correction functional was used [12]. Geometry optimization calculations were employed using the Broyden-Fletcher-Goldfarb-Shanno (BFGS) algorithm. The Monkhorst-Pack scheme [13] was used to integrate the k-points. Cut-off energy was set to 600 eV with k-points of 6 x 6 x 6 and 6 x 6 x 5 for both cubic and tetragonal structures. The maximum force tolerance and displacement were set at 0.03 eV and 10⁻³ eV/atom, respectively. Heats of formation (ΔH_f) of TiAl₂V and Ti₂AlV structures were calculated as follows:

$$\Delta H_f = E_{tot} - \sum_i n_i E_i \quad (1)$$

whereby, E_{tot} and E_i are the total energies of crystal structures (Ti₂AlV and TiAl₂V) and individual atoms (Ti, Al and V). The n_i represents the number of an atomic configuration of the element.

3. Results and Discussion

3.1. Crystal structures and Heats of formation

The intermetallic alloy of TiAlV mostly consists of two crystal structures which is face-centred tetragonal (L10) and face-centred cubic. It is noted that the face-centred tetragonal is an Al-rich crystal with chemical formula TiAl₂V and cubic structure is defined as Ti-rich phase Ti₂AlV, crystallizes in P4/mmm and F-43M space group, respectively. Figure 1 illustrate the atomic crystal structures of these phases, TiAl₂V and Ti₂AlV. The bulk properties of these two crystals were calculated and the results are presented in Table 1. The equilibrium lattice parameter of Ti₂AlV is $a = 6.337 \text{ \AA}$ and TiAl₂V $a = 5.469 \text{ \AA}$ and $c/a = 1.45$. The obtained parameter for Ti₂AlV is in good agreement with the value reported by Zheng *et al.* [14]. If the c/a ratio is 1/2, the pseudo-cubic tetragonal phase is formed, as referred to in the literature [15]. The equivalent c/a ratio value of 1.45 was obtained in the current study.

Structural stability of TiAl₂V and Ti₂AlV were analyzed using heats of formation (ΔH_f), which is defined as the energy required to form the phase crystal from single atoms. A lower formation energy of the crystal structure implies more structural stability. Heats of formation per atom for the two phases were calculated using Eqn. 1 and the results are shown in Table 1. The calculated ΔH_f of Ti₂AlV and TiAl₂V structure is -0.121 eV/atom and -0.412 eV/atom, respectively. A negative ΔH_f value for both structures indicates the possibility of these two phases forming spontaneously, implying thermodynamic stability. Our current findings on heats of formation value for Ti₂AlV structure accord well with the previously reported values (-0.112 eV/atom) by Pathak *et al.* [7]. However, the TiAl₂V structure was found to have the lowest ΔH_f , indicating that the tetragonal phase shows higher structural stability than cubic. As a result, it's possible to deduce that TiAl₂V crystal has stronger stability and forming capacity than Ti₂AlV. This is in line with the fact that the alpha phase of Ti-Al-V solid solution has a greater capacity to form than the beta phase [8].

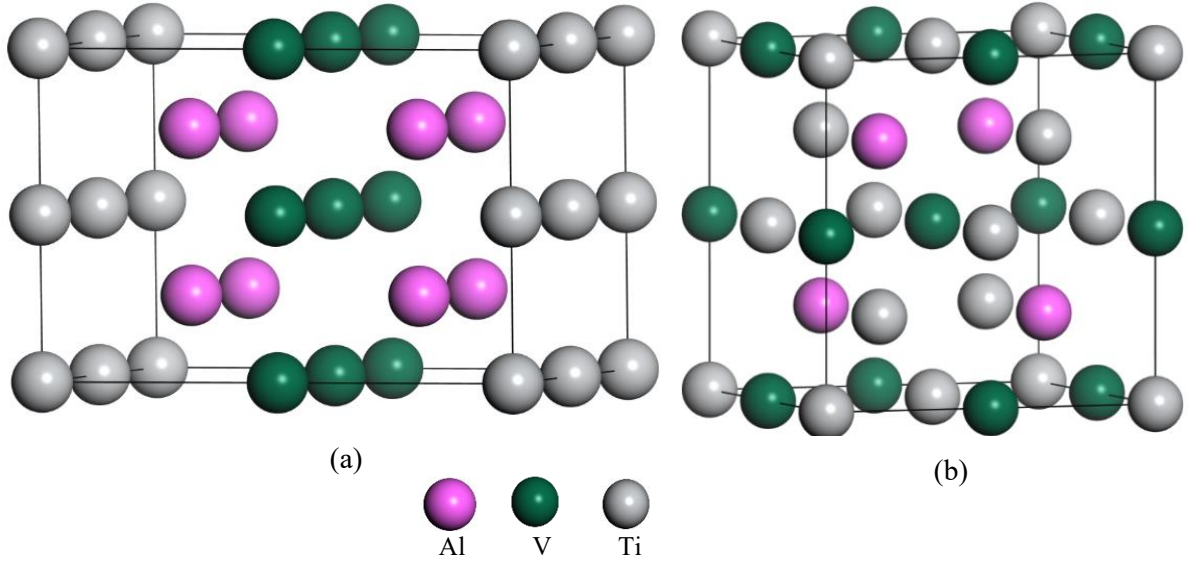


Figure 1. Optimized crystal structure of (a) tetragonal (t-TiAl₂V) and (b) cubic (c-Ti₂AlV) phase.

Table 1. The calculated heats of formation (ΔH_f), present and previous lattice parameters for cubic and tetragonal structures.

structures	methods	a (Å)	c/a	V(Å ³)	ΔH_f (eV/atom)
c-Ti ₂ AlV	present	6.337		254.4	-0.121
	previous	6.337 [14]	-		-0.112 [7]
t-TiAl ₂ V	present	5.469	1.45	244.2	-0.412

3.2. Density of states

To further understand the electronic properties and interaction for both cubic and tetragonal structures, partial and total density of states (PDOS) are investigated. PDOS and TDOS curves are presented in Figure 2 and Figure 3, respectively. This DOS plot highlights the contribution of different atoms and orbitals. We noted that all in all structures, the main peak at the Fermi level is most contributed from the -d orbital from the 3d orbital of Ti and V atoms, while less contribution was noted from the -p orbital. This observation indicated that both structures are metallic behaviour. Moreover, the conductive region/side mostly consists of 3d (Ti and V) hybridize with the -2p Al atom. This shows the bonding character displayed by Ti-Al, Ti-V and Al-V from the hybridization between the lone pair in the -2p and -3d individual atoms. Both DOSs of these compounds displays a deep pseudo-gap right above the Fermi level, this is due to a strong covalent interaction between the atoms. In addition, Figure 3 presents the TDOS curves for the two compounds, it was observed that the TDOS curve for TiAl₂V lies lower at the Fermi level (E_F) whereas the E_F for Ti₂AlV is higher on the TDOS curve. This suggests that the FCT TiAl₂V crystal is more stable than the FCC Ti₂AlV crystal which supports the stability trend observed in the heats of formation values. The cubic system's Fermi level is typically located in the middle of the DOS peak. The high TDOS near E_F , on the other hand, causes high energy, which leads to poor structural stability in the cubic state [16].

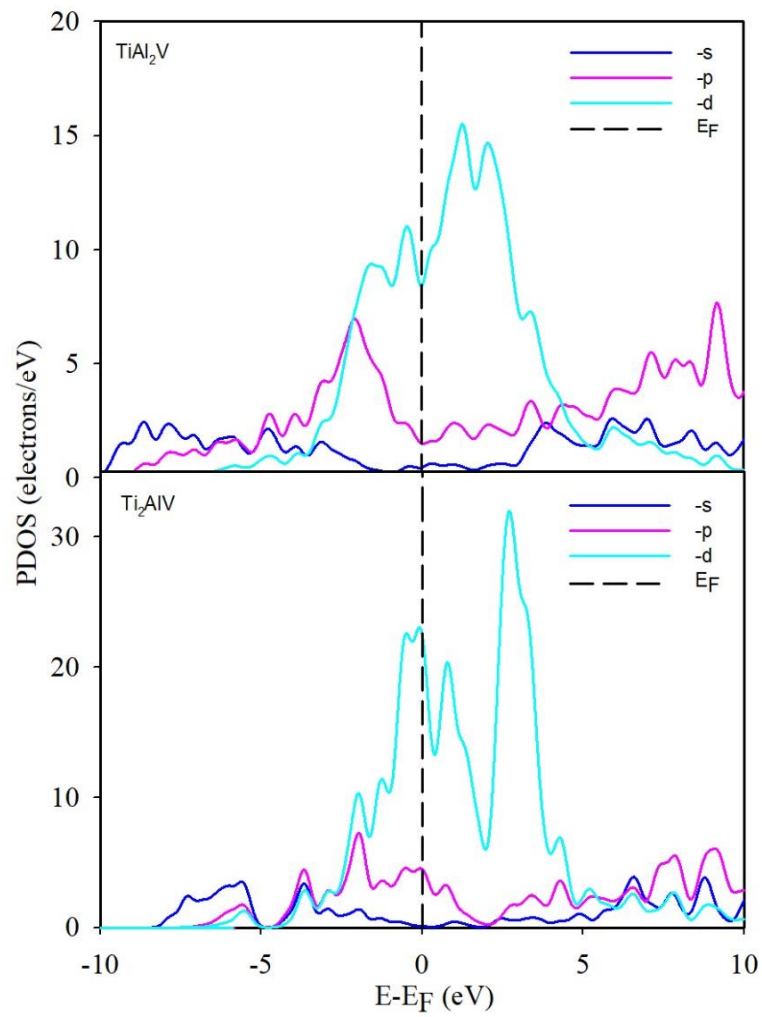


Figure 2. Partial density of states (PDOS) calculated for tetragonal (TiAl_2V) and cubic (Ti_2AlV) structures.

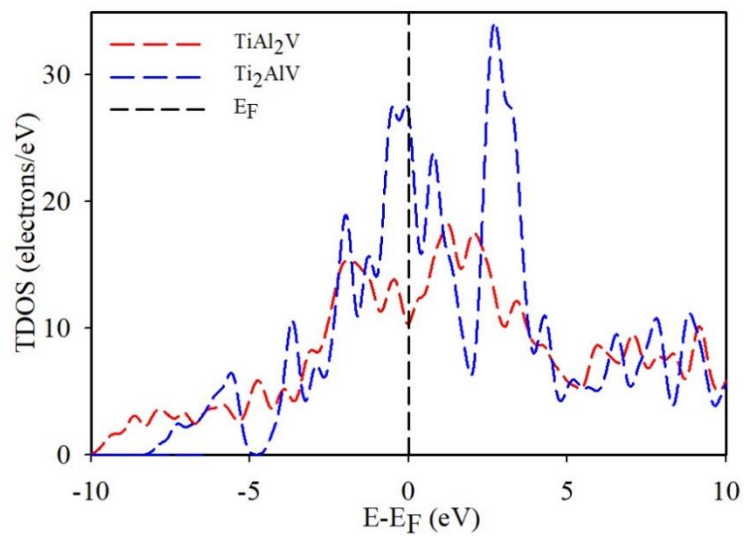


Figure 3. Total density of states (TDOS) plot for cubic (Ti_2AlV) and tetragonal (TiAl_2V) structures.

4. Conclusion

In summary, density functional theory calculations were successfully utilized to investigate the structural stability of Ti_2AlV and TiAl_2V compounds. Both structures were discovered to be thermodynamically stable, having negative values for heats of formation. The calculated heats of formation values indicated that TiAl_2V had a strongest structural stability than Ti_2AlV . According to electronic calculation, it was observed that the TDOS curve for TiAl_2V lies lower at the Fermi level than the Ti_2AlV compound. This implies that the tetragonal phase (TiAl_2V) is structurally more stable than the cubic phase (Ti_2AlV).

Acknowledgement

The authors acknowledge the Department of Science and Innovation (DSI) and Council for Scientific and Industrial Research for financial support. Center for High-Performance Computing for computing resources.

Reference

- [1] R.R. Boyer, J. Miner. Met. Mater. Soc., **62**, 21-24, (2010).
- [2] Y.P. Hou, S. Guo, X.L. Qiao, T. Tian, Q.K. Meng, X.N. Cheng and X.Q. Zhao, J. Mech. Behav. Biomed. Mater., **59**, 220-225, (2016).
- [3] S. Bolz, M. Oehring, J. Lindemann, F. Pyczak, J. Paul, A. Stark, T. Lippmann, S. Schrüfer, D. Roth-Fagaraseanu and A. Schreyer, Intermetallics **58**, 71-83, (2015).
- [4] A.J. Bradley and A. Taylor, Proc. R. Soc. Lond. A., 159, **56**, (1937).
- [5] R. Banerjee, D. Bhattacharyya, G.B. Viswanathan and H.L. Fraser, Acta Mater., **52**, 377-385, (2004).
- [6] H. Tan, F. Zhang, J. Chen, X. Lin and W. Huang, Chin. Opt. Lett., **9**, 051403, (2011).
- [7] A. Pathak, Chinese Journal of Physics, **60**, 339-334, (2019).
- [8] Y. Wan, Y. Zeng, X. Qian, Q. Yang, K. Sun, Y. Zhang, X. Shang, G. Quan and B. Jiang, Phys. B: Condens. Matter, **591**, 412241(1)-412241(9), (2020).
- [9] M.D. Segall, P.J.D Lindan, M.J. Probert, C.J. Pickard, P.J. Hasnip, S.J. Clark and M.C. Payne, J. Phys. Condens. Matter, **14**, 2717-2744, (2002).
- [10] P. Hohenberg and W. Kohn, Phys. Rev. **136**, B864-B871, (1964).
- [11] W. Kohn and L.J. Sham, Phys. Rev., **140**, A1133, (1965).
- [12] P. Perdew, K. Burke and M. Enzerhof. Phys. Rev. Lett., **77**, 3865-3868, (1996).
- [13] H.J. Monkhorst and J.D. Pack, Phys. Rev. B **13**, 5188 (1976).
- [14] N. Zheng and Y. Jin, J. Magn. Magn. Mater., **324**, 3099-3104, (2012).
- [15] I. Zeba, N. Bashir, R. Ahmad, M. Shakil, M. Rizwan, M. Rafique and S.S.A. Gillani, Bull. Mater. Sci., **43**, 1-9 (2020).
- [16] S.V. Faleev, Y. Ferrante, J. Jeong, M.G. Samant, B. Jones and S.S. Parkin, Phys. Rev. Appl. 034022 (2017).